


# Wireless Dimmer Module

RGBW Knob Remote Controller

RDY-RF



The fossLED Wireless Dimmer Module is an innovative RF controller, compatible with traditional faceplates and available in three variations:

RDS-RF: Single Colour Rotary Dimmer Module RF

RDT-RF: Tuneable White Rotary Dimmer Module RF

RDY-RF: RGBW Rotary Dimmer Module RF

RF 2.4GHz wireless technology, control distance up to 30m (Barrier-free space). Please allow for 12m within areas restricted by obstacles.

IP20 rating, dust resistant only, no resistance to moisture or water.

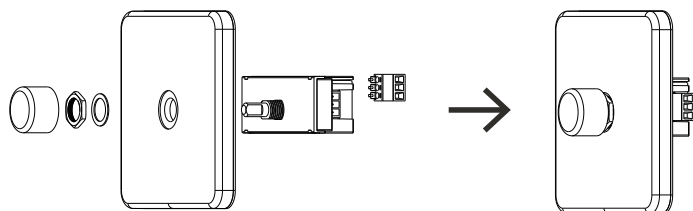
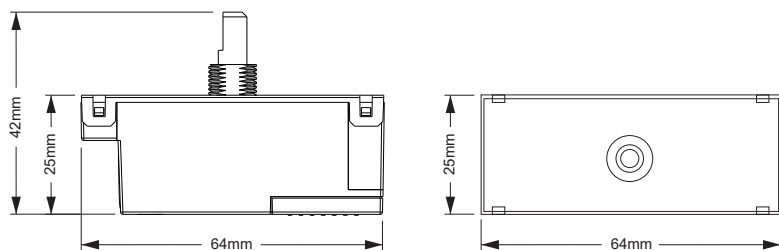
Each remote can match one or more receiver.

Two power supply options: 5-24VDC power supply or CR2032 battery.

This product must be installed by a qualified electrician in accordance with instructions provided and in compliance with recognized electrical and safety regulations relevant to the country it is being installed.

**Compatible with fossLED FLDC4Y (RF) or FLCD5Z-WIFI (RF & WIFI) Receivers for Smart Control Integration.**

## MECHANICAL INSTALLATION:

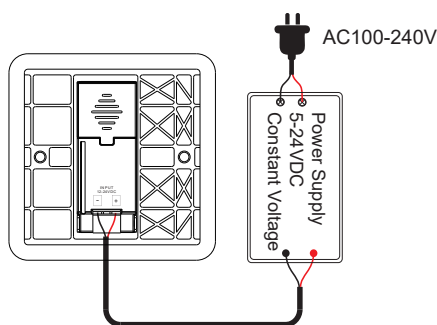


Compatible with traditional faceplates, simply replace the existing dimmer module as shown below.

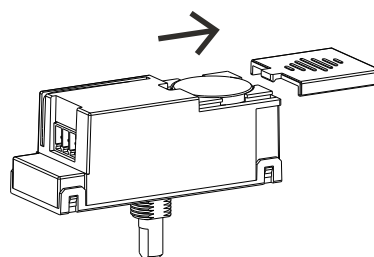
For installations where the RF signal is shielded, the product is fitted with a cable aerial which can be re-positioned to improve signal reach.

## POWER SUPPLY OPTIONS:

### 5-24VDC power supply



### CR2032 battery powered



Please remove the protective film on the CR2032 battery before the first use.

CR2032 battery power is not recommended to be used at the same time as power supply 5-24VDC.

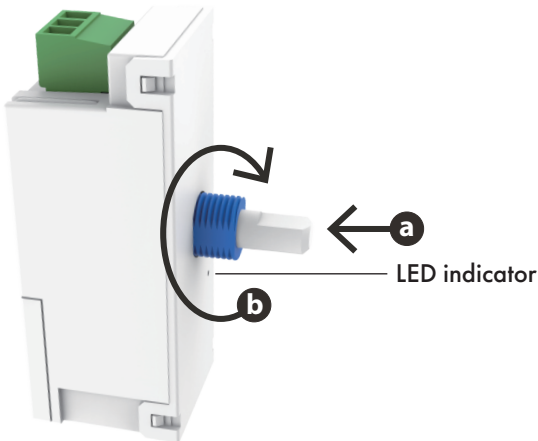
## TECHNICAL:

Input and Output	
Output signal	RF (2.4GHz)
Working voltage	5-24VDC or 3VDC (CR2032)
Working current	<5mA
Standby current	<6μA
Standby time	1 year
Remote distance	30m (Barrier-free space)
Safety and EMC	
EMC standard (EMC)	ETSI EN 301 489-1 V2.2.3 ETSI EN 301 489-17 V3.2.4
Safety standard (LVD)	EN 62368-1:2020+A11:2020
Radio Equipment (RED)	ETSI EN 300 328 V2.2.2
Certification	CE,EMC,LVD,RED
Warranty	5 years

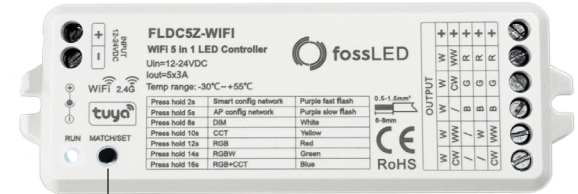
Environment	
Operation temperature	Ta: -20°C ~ +45°C
IP rating	IP20
Package	
Size	L110 x W57 x H28mm
Gross weight	0.042kg

## MATCHING THE RF MODULE:

The controller module must first be matched with a suitable receiver, for example FLDC5Z-WIFI.



Example receiver: FLDC5Z-WIFI



MATCH/SET Key

**Match:** After the receiver is powered on, short press the **MATCH/SET Key** on the receiver, immediately short press the knob **a** or rotate the knob **b**, the **LED indicator** flashes fast meaning the controller is successfully paired.

**Delete:** Press and hold the **MATCH/SET Key** on the receiver for 5 seconds to delete all pairs, the **LED indicator** flashes fast meaning all paired remotes have been deleted.

## MODULE RF OPERATION:

### RDY-RF: Rotary Dimmer Module RF RGBW

**Push a:** Turn on or turn off light.

**Push Twice a:** Switch between white light mode (W) and colour light mode (RGB).

**Rotate b:** In the white light mode state(W), rotary knob to adjust white brightness.

In the colour light mode state( RGB), rotate the knob to adjust the colour.

After 5s of no operation, rotate the knob to adjust the brightness of the current colour light.